



CurrentCare Population Explorer: Data Exports

April 2025

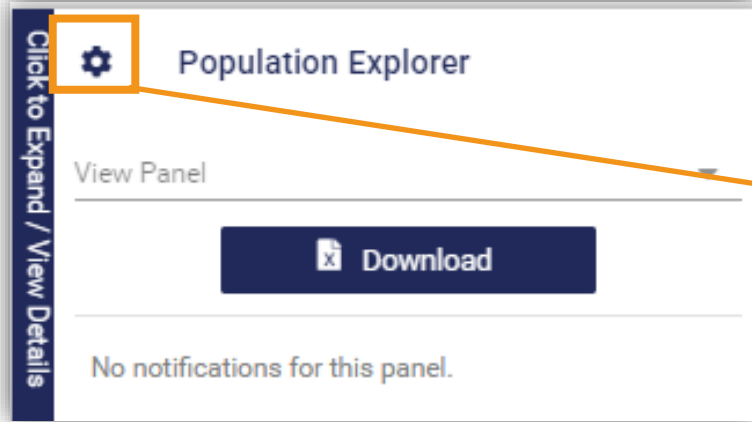
Overview

- ***Download size setting***
- ***3 Places to Export***
- ***PHI Acknowledgement***
- ***Select Fields to Export***



Population Explorer – Settings

- 1 Click the **Gear icon** to manage settings.



- 2 In '**Download size:**' enter the maximum number of encounters to download.

Default is 500 Encounters.

Population Explorer Settings

Default panel
RICC - Demo CEND Panel (RICC_CEND)

Default filter

Default widget view
Normal View

Download size
500

Hide notification status management features:

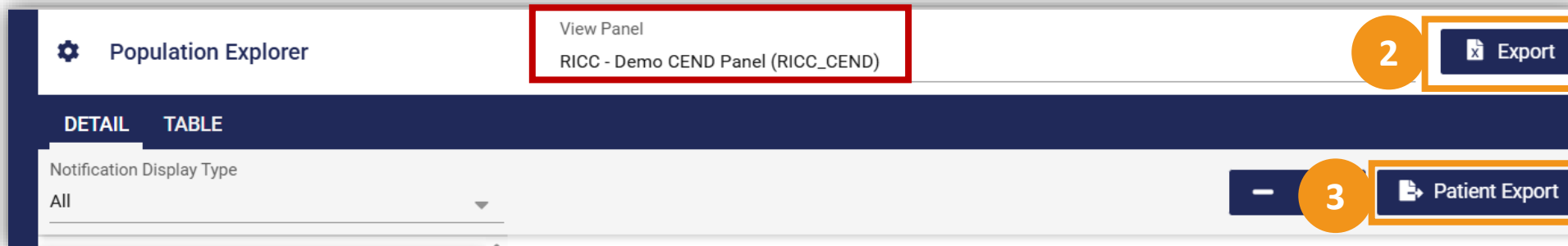
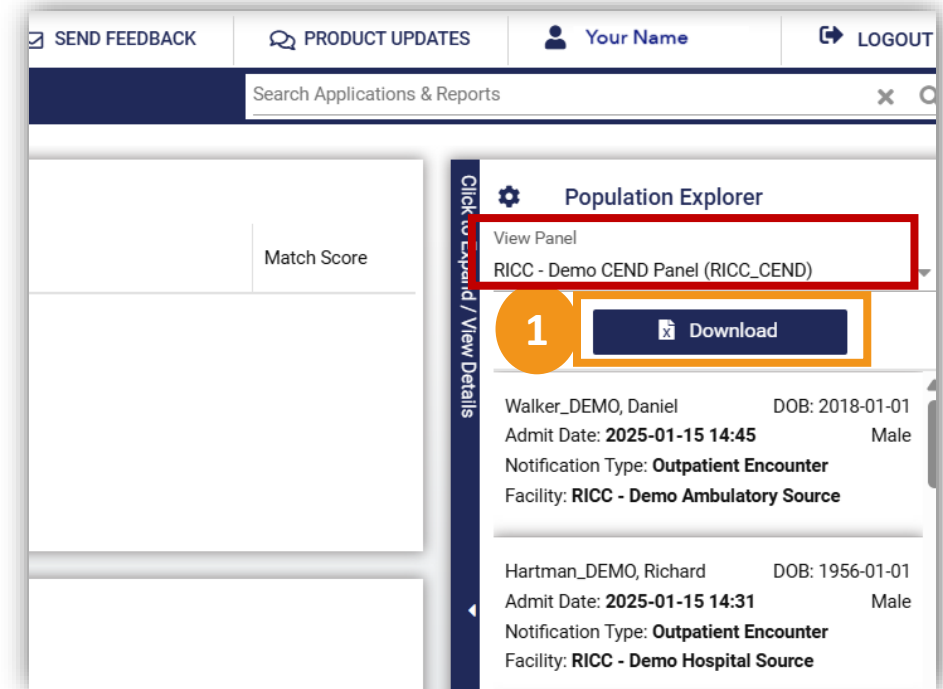
Enable notification auto load:

Enable advanced panel builder:

RESET ALL DISCARD CHANGES SAVE CHANGES CLOSE

3 Places to Export Encounter Data

- 1 **Quickest** - **Download** from Landing Page pane [Excel]
- 2 **All Encounters** - **Export** [Excel]
- 3 **Patient-Specific** - **Patient Export** [Excel or PDF]



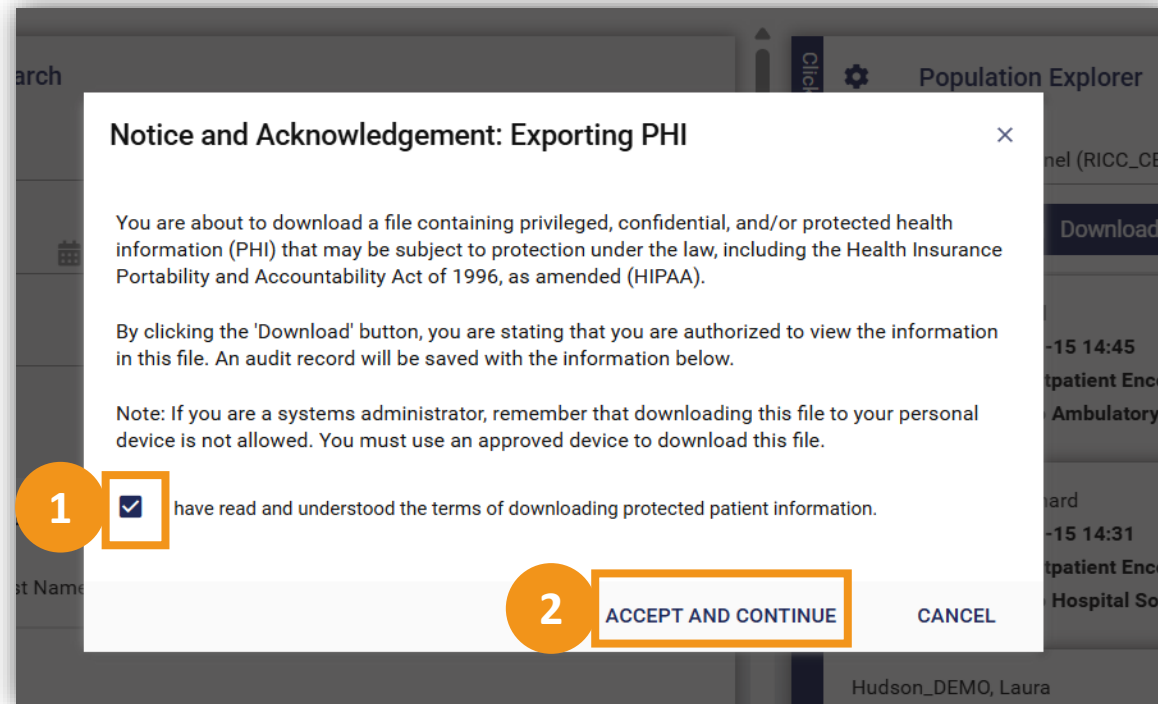
For All Encounters
(Only Excel)

Patient-Specific Export
(Excel or PDF)

Acknowledge PHI before Export

1 **Check** the box to acknowledge that you are exporting PHI.

2 Click '**Accept and Continue**'



Select Fields to Export

There are 3 **Required** demographics fields.

Under **Optional** Fields, you can select any number of fields, All or None. You can save your selection as your default:

- 1 **'Select All'**
- 2 **'Select None'**
- 3 **'Save Selected Fields As My Default'**
- 4 Click **'Excel'** to start the export

Population Explorer - Export Interface ✕

Select the data elements below that you would like to include in the exported extract. Some fields are required for successful export and may not be deselected.

<p>Required Fields</p> <ul style="list-style-type: none"> <input checked="" type="checkbox"/> First Name <input checked="" type="checkbox"/> Last Name <input checked="" type="checkbox"/> Gender 	<p>Optional Fields</p> <table border="0" style="width: 100%;"> <tr> <td><input checked="" type="checkbox"/> ACO</td> <td><input checked="" type="checkbox"/> Address</td> <td><input checked="" type="checkbox"/> Home Phone</td> </tr> <tr> <td><input checked="" type="checkbox"/> Work Phone</td> <td><input checked="" type="checkbox"/> Admit Date / Time</td> <td><input checked="" type="checkbox"/> Admit Source</td> </tr> <tr> <td><input checked="" type="checkbox"/> Care Manager</td> <td><input checked="" type="checkbox"/> Care Manager Email</td> <td><input checked="" type="checkbox"/> Care Program</td> </tr> <tr> <td><input checked="" type="checkbox"/> Cell Phone</td> <td><input checked="" type="checkbox"/> Date of Birth</td> <td><input checked="" type="checkbox"/> Date of Death</td> </tr> <tr> <td><input checked="" type="checkbox"/> Death Indicator</td> <td><input checked="" type="checkbox"/> Discharge Date / Time</td> <td><input checked="" type="checkbox"/> Discharge Disposition</td> </tr> <tr> <td><input checked="" type="checkbox"/> Discharge To Location</td> <td><input checked="" type="checkbox"/> Encounter Type</td> <td><input checked="" type="checkbox"/> Facility</td> </tr> <tr> <td><input checked="" type="checkbox"/> ER Last 30 Days</td> <td><input checked="" type="checkbox"/> ER Last 60 Days</td> <td><input checked="" type="checkbox"/> ER Last 90 Days</td> </tr> <tr> <td><input checked="" type="checkbox"/> ER Last 180 Days</td> <td><input checked="" type="checkbox"/> Facility Type</td> <td><input checked="" type="checkbox"/> Follow up Status</td> </tr> <tr> <td><input checked="" type="checkbox"/> Group</td> <td><input checked="" type="checkbox"/> Inpatient Last 30 Days</td> <td><input checked="" type="checkbox"/> Inpatient Last 60 Days</td> </tr> <tr> <td><input checked="" type="checkbox"/> Inpatient Last 90 Days</td> <td><input checked="" type="checkbox"/> Inpatient Last 180 Days</td> <td><input checked="" type="checkbox"/> Insurance From ADT</td> </tr> <tr> <td><input checked="" type="checkbox"/> Insurance Type</td> <td><input checked="" type="checkbox"/> Location</td> <td><input checked="" type="checkbox"/> MRN</td> </tr> <tr> <td><input checked="" type="checkbox"/> National Provider Identifier (NPI)</td> <td><input checked="" type="checkbox"/> Notification Event Type</td> <td><input checked="" type="checkbox"/> Notification Type</td> </tr> <tr> <td><input checked="" type="checkbox"/> OBS (Observation) Last 30 Days</td> <td><input checked="" type="checkbox"/> OBS (Observation) Last 60 Days</td> <td><input checked="" type="checkbox"/> OBS (Observation) Last 90 Days</td> </tr> <tr> <td><input checked="" type="checkbox"/> OBS (Observation) Last 180 Days</td> <td><input checked="" type="checkbox"/> Outpatient Last 30 Days</td> <td><input checked="" type="checkbox"/> Outpatient Last 60 Days</td> </tr> </table>	<input checked="" type="checkbox"/> ACO	<input checked="" type="checkbox"/> Address	<input checked="" type="checkbox"/> Home Phone	<input checked="" type="checkbox"/> Work Phone	<input checked="" type="checkbox"/> Admit Date / Time	<input checked="" type="checkbox"/> Admit Source	<input checked="" type="checkbox"/> Care Manager	<input checked="" type="checkbox"/> Care Manager Email	<input checked="" type="checkbox"/> Care Program	<input checked="" type="checkbox"/> Cell Phone	<input checked="" type="checkbox"/> Date of Birth	<input checked="" type="checkbox"/> Date of Death	<input checked="" type="checkbox"/> Death Indicator	<input checked="" type="checkbox"/> Discharge Date / Time	<input checked="" type="checkbox"/> Discharge Disposition	<input checked="" type="checkbox"/> Discharge To Location	<input checked="" type="checkbox"/> Encounter Type	<input checked="" type="checkbox"/> Facility	<input checked="" type="checkbox"/> ER Last 30 Days	<input checked="" type="checkbox"/> ER Last 60 Days	<input checked="" type="checkbox"/> ER Last 90 Days	<input checked="" type="checkbox"/> ER Last 180 Days	<input checked="" type="checkbox"/> Facility Type	<input checked="" type="checkbox"/> Follow up Status	<input checked="" type="checkbox"/> Group	<input checked="" type="checkbox"/> Inpatient Last 30 Days	<input checked="" type="checkbox"/> Inpatient Last 60 Days	<input checked="" type="checkbox"/> Inpatient Last 90 Days	<input checked="" type="checkbox"/> Inpatient Last 180 Days	<input checked="" type="checkbox"/> Insurance From ADT	<input checked="" type="checkbox"/> Insurance Type	<input checked="" type="checkbox"/> Location	<input checked="" type="checkbox"/> MRN	<input checked="" type="checkbox"/> National Provider Identifier (NPI)	<input checked="" type="checkbox"/> Notification Event Type	<input checked="" type="checkbox"/> Notification Type	<input checked="" type="checkbox"/> OBS (Observation) Last 30 Days	<input checked="" type="checkbox"/> OBS (Observation) Last 60 Days	<input checked="" type="checkbox"/> OBS (Observation) Last 90 Days	<input checked="" type="checkbox"/> OBS (Observation) Last 180 Days	<input checked="" type="checkbox"/> Outpatient Last 30 Days	<input checked="" type="checkbox"/> Outpatient Last 60 Days
<input checked="" type="checkbox"/> ACO	<input checked="" type="checkbox"/> Address	<input checked="" type="checkbox"/> Home Phone																																									
<input checked="" type="checkbox"/> Work Phone	<input checked="" type="checkbox"/> Admit Date / Time	<input checked="" type="checkbox"/> Admit Source																																									
<input checked="" type="checkbox"/> Care Manager	<input checked="" type="checkbox"/> Care Manager Email	<input checked="" type="checkbox"/> Care Program																																									
<input checked="" type="checkbox"/> Cell Phone	<input checked="" type="checkbox"/> Date of Birth	<input checked="" type="checkbox"/> Date of Death																																									
<input checked="" type="checkbox"/> Death Indicator	<input checked="" type="checkbox"/> Discharge Date / Time	<input checked="" type="checkbox"/> Discharge Disposition																																									
<input checked="" type="checkbox"/> Discharge To Location	<input checked="" type="checkbox"/> Encounter Type	<input checked="" type="checkbox"/> Facility																																									
<input checked="" type="checkbox"/> ER Last 30 Days	<input checked="" type="checkbox"/> ER Last 60 Days	<input checked="" type="checkbox"/> ER Last 90 Days																																									
<input checked="" type="checkbox"/> ER Last 180 Days	<input checked="" type="checkbox"/> Facility Type	<input checked="" type="checkbox"/> Follow up Status																																									
<input checked="" type="checkbox"/> Group	<input checked="" type="checkbox"/> Inpatient Last 30 Days	<input checked="" type="checkbox"/> Inpatient Last 60 Days																																									
<input checked="" type="checkbox"/> Inpatient Last 90 Days	<input checked="" type="checkbox"/> Inpatient Last 180 Days	<input checked="" type="checkbox"/> Insurance From ADT																																									
<input checked="" type="checkbox"/> Insurance Type	<input checked="" type="checkbox"/> Location	<input checked="" type="checkbox"/> MRN																																									
<input checked="" type="checkbox"/> National Provider Identifier (NPI)	<input checked="" type="checkbox"/> Notification Event Type	<input checked="" type="checkbox"/> Notification Type																																									
<input checked="" type="checkbox"/> OBS (Observation) Last 30 Days	<input checked="" type="checkbox"/> OBS (Observation) Last 60 Days	<input checked="" type="checkbox"/> OBS (Observation) Last 90 Days																																									
<input checked="" type="checkbox"/> OBS (Observation) Last 180 Days	<input checked="" type="checkbox"/> Outpatient Last 30 Days	<input checked="" type="checkbox"/> Outpatient Last 60 Days																																									

Select All
Select None

Save Selected Fields As My Default
Excel

An approved device must be used to download this file. In downloading this data, you agree to CSS's terms for downloading protected patient information (PHI).

Quick 'Download'

- *All Encounters*
- *Excel only*
- **Cannot** be used with *Quick Filters*



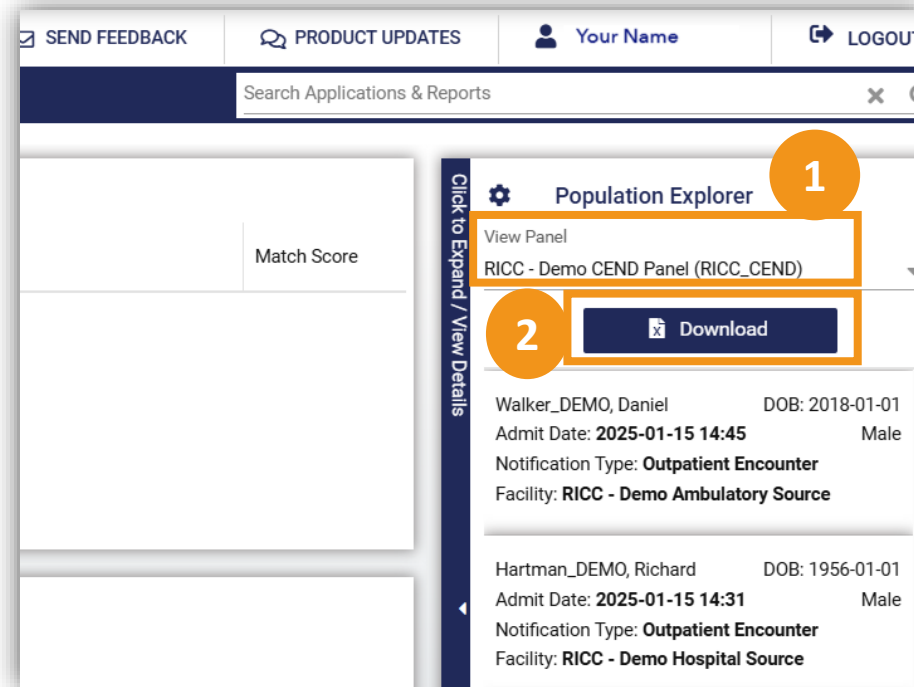
Quickest Export - 'Download' Button

1

Select your panel from the dropdown under '**View Panel**'

2

To download the current list of notifications, click '**Download**' from the right pane on the Portal landing page.



NOTES: Limited by PopEx Setting: Download Size (Default:500 records).
Cannot be used with Quick Filters from this view.

Export Example - Excel

Orange = from Panel

Green = from Hospital/Facility

First Name	ACO	Last Name	Gender	Address	Home Phone	Work Phone	Care Manager	Care Manager Email	Care Program	Cell Phone	Date of Birth	Group	Insurance Type	Location	National Provider Identifier (NPI)	Panel MRN	Practice	Primary Care Provider	Provider	Risk Methodology 1
Daniel		Walker_DEMO	Male	16469 Manuel Spring, East David, RI, 02828			Care Team 1				2018-01-01	Group City 2			54321_DEMO	108DEMO	Practice East	Very Good PCF	Very Good PCF	Risk Methodology 1
Richard		Hartman_DEMO	Male	73962 Bernard Pine, North Stephanshire, RI, 02842			Care Team 2				956-01-01	Group City 1			54321_DEMO	109DEMO	Practice East	Very Good PCF	Very Good PCF	Risk Methodology 1
Laura		Hudson_DEMO	Female	829 Campbell Roads Apt. 848, Shawside, RI, 02900																
Ashley		Rodriguez_DEMO	Female	6890 Catherine Rue, West Dawnfurt, RI, 02867			Care Team 1				957-01-01	Group City 1			12345_DEMO	111DEMO	Practice South	Excellent PCP	Excellent PCP	Risk Methodology 1
William		Hatfield_DEMO	Male	019 Smith Junctions, Port Heidi, RI, 02923			Care Team 2				962-01-01	Group City 2			12345_DEMO	112DEMO	Practice North	Excellent PCP	Excellent PCP	Risk Methodology 1
Maurice		Ortega_DEMO	Male	027 Harris Mountains, New Brianburgh, RI, 02827																
Christopher		Moore_DEMO	Male	716 Timothy Inlet, Port Dawn, RI, 02812			Care Team 2				954-01-01	Group City 1			12345_DEMO	105DEMO	Practice East	Excellent PCP	Excellent PCP	Risk Methodology 1
Ashley		Rodriguez_DEMO	Female	6890 Catherine Rue, West Dawnfurt, RI, 02867			Care Team 1				957-01-01	Group City 1			12345_DEMO	111DEMO	Practice South	Excellent PCP	Excellent PCP	Risk Methodology 1
Angelica		Miller_DEMO	Female	429 James Valleys, Lake Johnathanburgh, RI, 02859			Care Team 2				972-01-01	Group City 2			54321_DEMO	101DEMO	Practice South	Very Good PCF	Very Good PCF	Risk Methodology 1
Amy		Brown_DEMO	Female	881 Lee Lakes, Port Catherinehaven, RI, 02842			Care Team 2				963-01-01	Group City 2			54321_DEMO	103DEMO	Practice South	Very Good PCF	Very Good PCF	Risk Methodology 1
Jill		Wallace_DEMO	Female	1039 Henderson Isle Suite 716, Collinsville, RI, 02825			Care Team 3				975-01-01	Group City 1			12345_DEMO	110DEMO	Practice East	Excellent PCP	Excellent PCP	Risk Methodology 1
Shawn		Hobbs_DEMO	Male	7566 Hannah Mount, South Marissamouth, RI, 02862			Care Team 3				988-01-01	Group City 1			54321_DEMO	102DEMO	Practice North	Very Good PCF	Very Good PCF	Risk Methodology 1

Admit Date / Time	Admit Source	Date of Death	Death Indicator	Discharge Date / Time	Discharge Disposition	Discharge To Location	Encounter Type	Facility	ER Last 30 Days	ER Last 60 Days	ER Last 90 Days	ER Last 180 Days	Facility Type	Inpatient Last 30 Days	Inpatient Last 60 Days	Inpatient Last 90 Days	Inpatient Last 180 Days	Insurance From ADT
01/15/2025 02:45:00 PM			N				Outpatient	RICC - Demo Ambulatory Source	0	0	0	0	Ambulatory Medical	0	0	0	0	
01/15/2025 02:31:28 PM	UNK		N				Outpatient	RICC - Demo Hospital Source	0	0	0	0	Hospital	0	1	1	1	
01/15/2025 01:26:00 PM							Outpatient	RICC - Demo Ambulatory Source	0	0	0	0	Ambulatory Medical	0	1	1	1	
01/15/2025 01:02:30 PM	Physician or Clinic Office		Alive				Outpatient	RICC - Demo Other Source	0	0	0	0		0	0	0	0	
01/15/2025 11:51:44 AM	UNK		N				Outpatient	RICC - Demo Hospital Source	0	0	0	0	Hospital	0	1	1	1	
01/15/2025 11:30:00 AM							Outpatient	RICC - Demo Ambulatory Source	0	0	1	1	Ambulatory Medical	0	1	2	2	
01/15/2025 11:11:30 AM	UNK		N				Outpatient	RICC - Demo Hospital Source	2	2	2	2	Hospital	0	1	1	1	
01/15/2025 10:08:00 AM	Non-Healthcare Facility		Alive	01/15/2025 19:11:00	Home or Self Care		Outpatient	RICC - Demo Other Source	0	0	0	0		0	0	0	0	
01/15/2025 10:02:42 AM	NON		N				Outpatient	RICC - Demo Hospital Source	0	0	0	0	Hospital	0	0	0	0	
01/15/2025 07:32:44 AM	UNK		N				Outpatient	RICC - Demo Hospital Source	0	1	1	1	Hospital	0	1	2	2	
01/14/2025 10:07:47 AM	Phys Clinic		N	01/14/2025 23:59:00			Outpatient	RICC - Demo Hospital Source	0	0	0	0	Hospital	0	0	0	0	
01/11/2025 07:02:49 PM			N	01/11/2025 23:59:00			Outpatient	RICC - Demo Hospital Source	0	1	1	1	Hospital	0	0	0	0	
01/11/2025 02:06:37 PM			N	01/11/2025 23:59:00			Outpatient	RICC - Demo Hospital Source	0	1	1	1	Hospital	0	0	0	0	
01/11/2025 12:10:10 PM			N	01/11/2025 23:59:00			Outpatient	RICC - Demo Hospital Source	0	1	1	1	Hospital	0	0	0	0	

Patient Class	Patient Complaint	Primary Diagnosis Codes	Primary Diagnosis Description	Follow up Status
	Acute upper respiratory infection, unspecified	J06.9	Acute upper respiratory infection, unspecified	Not Started
	Encounter for full-term uncomplicated delivery	O80	Encounter for full-term uncomplicated delivery	Not Started
	Atrial septal defect, unspecified	Q21.10	Atrial septal defect, unspecified	In Progress
	Follow-up	Z110033	Follow-up	Not Started
	SP EP			Not Started
	Atherosclerotic heart disease of native coronary artery without angina pectoris	I25.10	Atherosclerotic heart disease of native coronary artery without angina pectoris	Not Started
	Atrial septal defect Q21.10	Q21.10	Atrial septal defect, unspecified	Not Started
	Infection following a procedure, organ and space surgical site, initial encounter	T81.43XA	Infection following a procedure, organ and space surgical site, initial encounter	Not Started
	Bipolar II disorder	F31.81	Bipolar II disorder	Not Started
	Paranoid schizophrenia	F20.0	Paranoid schizophrenia	Not Started

'Export' Button

- ***All Encounters***
- ***Excel only***
- ***Can use with Quick Filters***



'Export' Button - Shown from Table View

Example:
- Export all encounters for current panel & filters

- 1 Select **Panel**
- 2 Apply **Quick Filters**
- 3 Click **'Export'**

The screenshot displays the 'Population Explorer' interface. At the top, there's a navigation bar with user details and a search bar. Below that, the 'Population Explorer' section is visible, featuring a 'View Panel' dropdown menu (labeled 1) and an 'Export' button (labeled 3). The 'View Panel' dropdown is currently set to 'RICC - Demo CEND Panel (RICC_CEND)'. Below the dropdown, there's a 'TABLE' tab selected, which displays a table of patient encounters. The table has columns for Name, Age, Gender, State, Encounter Type, and Follow-Up Status. The data rows show patients like Moore_DEMO, Christopher, Hudson_DEMO, Laura, Hartman_DEMO, Richard, and several instances of Ortega_DEMO, Maurice. Each row has a 'Follow-Up Status' dropdown menu, all currently set to 'Not Started'. To the right of the table is a 'Quick Filter' panel (labeled 2) with various filter options like 'Follow up Status', 'Encounter Type', and 'Group'. At the bottom of the table, there's a 'Patient Export' button and a pagination bar showing 'Page 1 of 1' and 'Displaying 1 - 15 of 15'.

NOTE: Limited by PopEx Setting: Download Size. Default: 6 months; up to 500 records. Limited by Quick Filter selections.

Alphabetical List: Fields for Export

First Name	Encounter Type
Last Name	Facility
Gender	ER Last 30 Days
ACO	ER Last 60 Days
Address	ER Last 90 Days
Home Phone	ER Last 180 Days
Work Phone	Facility Type
Care Manager	Inpatient Last 30 Days
Care Manager Email	Inpatient Last 60 Days
Care Program	Inpatient Last 90 Days
Cell Phone	Inpatient Last 180 Days
Date of Birth	Insurance From ADT
Group	MRN
Insurance Type	OBS (Observation) Last 30 Days
Location	OBS (Observation) Last 60 Days
National Provider Identifier (NPI)	OBS (Observation) Last 90 Days
Panel MRN	OBS (Observation) Last 180 Days
Practice	Outpatient Last 30 Days
Primary Care Provider	Outpatient Last 60 Days
Provider	Outpatient Last 90 Days
Risk Methodology 1	Outpatient Last 180 Days
Risk Methodology 2	Patient Class
Risk Score 1	Patient Complaint
Risk Score 2	Primary Diagnosis Codes
Admit Date / Time	Primary Diagnosis Description
Admit Source	Follow up Status
Date of Death	Notification Event Type
Death Indicator	Notification Type
Discharge Date / Time	Past Emergency Visits
Discharge Disposition	Past Inpatient Visits
Discharge To Location	Rule ID

NOTE:

Historical encounter data will not be migrated to the new CurrentCare platform, so these calculations will not be accurate until 180 days after go-live for each facility who shares data into CurrentCare.

This began in January 2025 and will continue throughout April and beyond.

Follow our DataGuide for updates on the timing of encounter data:
CurrentCareRI.org/DataGuide

'Patient Export' Button

- *Export one encounter for one patient*
- *Includes list of historic encounters for patient*
- *Excel or PDF*

- *Can use with Quick Filters*



'Patient Export' Button - Shown from Detail View

Example:
- Export one patient for current panel & filters

- 1 Select **Panel**
- 2 Apply **Quick Filters**
- 3 Select the **Patient**
- 4 Click '**Patient Export**'

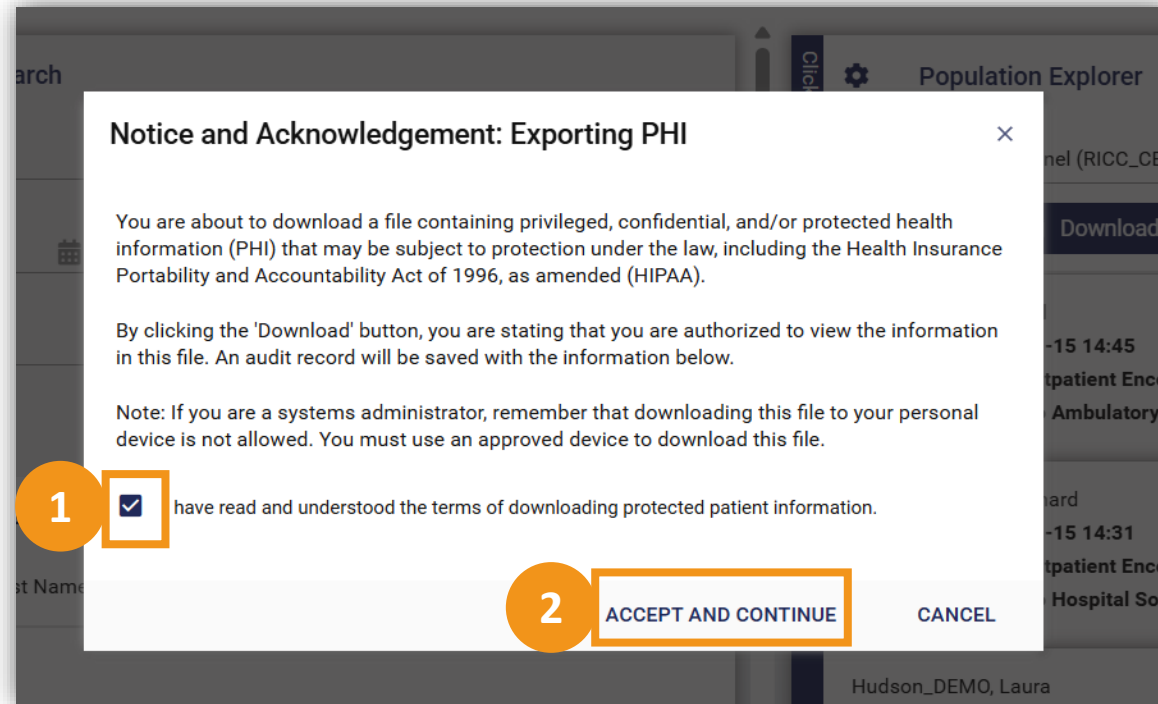
The screenshot shows the 'Population Explorer' interface in 'DETAIL' view. At the top, the 'View Panel' dropdown is set to 'RICC - Demo CEND Panel (RICC_CEND)'. Below this, the 'Notification Display Type' is set to 'All'. A 'Quick Filter' panel on the right shows 'Encounter Type : Observation' applied. The main area displays a patient card for 'Hartman_DEMO, Richard' with details like DOB (1956-01-01), Admit Date (2024-12-06 16:26), and Facility (RICC - Demo Hospital Source). Below the card, the 'Follow-Up Status' is 'In Progress' and 'Patient Demographics' are listed, including First Name (Richard), Last Name (Hartman_DEMO), Gender (Male), Address (73962 Bernard Pine, North Stephenshire, RI, 02842), Date of Birth (1956-01-01), and Panel MRN (109DEMO). The 'Patient Export' button is highlighted in the bottom right of the patient card area.

NOTE: Limited by PopEx Setting: Download Size. Default: 6 months; up to 500 records. Limited by Quick Filter selections.

Acknowledge PHI before Export

1 **Check** the box to acknowledge that you are exporting PHI.

2 Click '**Accept and Continue**'



Patient Export - Example Excel

1. Check any desired fields.
2. Click Excel, or PDF

Population Explorer - Export Interface

Select the data elements below that you would like to include in the exported extract. Some fields are required for successful export and may not be deselected.

Required Fields

- First Name
- Gender
- Last Name

Save Selected Fields As My Default

PDF

Excel

An approved device must be used to download this file. In downloading this data, you agree to CSS's terms for downloading protected patient information(PHI).

Optional Fields

<input type="checkbox"/> ACO	<input type="checkbox"/> Address	<input type="checkbox"/> Admit Date / Time
<input type="checkbox"/> Admit Source	<input type="checkbox"/> Care Manager	<input type="checkbox"/> Care Manager Email
<input type="checkbox"/> Care Program	<input type="checkbox"/> Cell Phone	<input type="checkbox"/> Code
<input type="checkbox"/> Data Source	<input type="checkbox"/> Past Emergency Visits	<input type="checkbox"/> Date of Birth
<input type="checkbox"/> Date of Death	<input type="checkbox"/> Death Indicator	<input type="checkbox"/> Description
<input type="checkbox"/> Discharge Date / Time	<input type="checkbox"/> Discharge Disposition	<input type="checkbox"/> Discharge To Location
<input type="checkbox"/> Encounter Type	<input type="checkbox"/> Event Date	<input type="checkbox"/> Facility
<input type="checkbox"/> Facility Name	<input type="checkbox"/> Facility Type	<input type="checkbox"/> Follow up Status
<input type="checkbox"/> Group	<input type="checkbox"/> Home Phone	<input type="checkbox"/> Insurance From ADT
<input type="checkbox"/> Insurance Type	<input type="checkbox"/> Location	<input type="checkbox"/> MRN
<input type="checkbox"/> National Provider Identifier (NPI)	<input type="checkbox"/> Notification Event Type	<input type="checkbox"/> Notification Type
<input type="checkbox"/> Panel MRN	<input type="checkbox"/> Past Inpatient Visits	<input type="checkbox"/> Patient Class
<input type="checkbox"/> Patient Complaint	<input type="checkbox"/> Practice	<input type="checkbox"/> Preventive Services Category
<input type="checkbox"/> Primary Care Provider	<input type="checkbox"/> Primary Diagnosis Codes	<input type="checkbox"/> Primary Diagnosis Description

Patient Export - Example Excel

Y	Z	AA	AB	AC	AD	AE	AF	AG	AH	AI	AJ
Admit Date / Time	Admit Source	Date of Death	Death Indicator	Discharge Date / Time	Discharge Disposition	Discharge To Location	Encounter Type	Facility	Facility Type	Insurance From ADT	MRN
11/28/2024 08:19:00 AM	NON		N	11/29/2024 02:04:00 PM	Home or Self Care		Inpatient	RICC - Demo Hospital Source	Hospital		11DEMO

Navigation: Visit Details (selected), Encounter_History, Diagnosis_Details, Aggregate_Details, About

1 Visit Details

A	B
DiagnosisDescription	DiagnosisCode
Parkinson s disease with dyskinesia, without mention of fluctuations	G20.B1
Paralysis agitans HCC	332.0
Male erectile dysfunction, unspecified	N52.9
Impotence of organic origin	607.84

Navigation: Visit_Details, Encounter_History, Diagnosis_Details (selected), Aggregate_Details

2 Diagnosis Details

Y	Z	AA	AB	AC	AD	AE	AF	AG	AH
Admit Date / Time	Admit Source	Date of Death	Death Indicator	Discharge Date / Time	Discharge Disposition	Discharge To Location	Encounter Type	Facility	Facility Type
01/15/2025 02:31:28 PM	UNK		N				Outpatient	RICC - Demo Hospital Source	Hospital
01/11/2025 08:31:52 AM	UNK		N				Outpatient	RICC - Demo Hospital Source	Hospital
01/09/2025 07:09:06 AM	UNK		N				Outpatient	RICC - Demo Hospital Source	Hospital
01/02/2025 12:16:05 PM	UNK		N				Outpatient	RICC - Demo Hospital Source	Hospital
12/25/2024 10:46:46 AM	UNK		N				Outpatient	RICC - Demo Hospital Source	Hospital
12/12/2024 08:42:00 AM	NON		N	12/12/2024 13:46:00	Home or Self Care		Outpatient	RICC - Demo Hospital Source	Hospital
12/06/2024 04:26:00 PM	NON		N	12/08/2024 15:03:00	Home-Health Care Svc		Observation	RICC - Demo Hospital Source	Hospital
12/06/2024 09:18:48 AM	UNK		N				Outpatient	RICC - Demo Hospital Source	Hospital
12/06/2024 08:25:06 AM	UNK		N				Outpatient	RICC - Demo Hospital Source	Hospital
11/28/2024 08:19:00 AM	NON		N	11/29/2024 14:04:00	Home or Self Care		Inpatient	RICC - Demo Hospital Source	Hospital

Navigation: Visit_Details, Encounter_History (selected), Diagnosis_Details, Aggregate_Details, About

3 Encounter History

A	B	C	D	E
VisitType	VisitLast30Days	VisitLast60Days	VisitLast90Days	VisitLast180Days
Inpatient	0	0	0	0
Outpatient	3	7	9	11
ER	0	0	0	0
OBS(Observation)	0	0	0	0

Navigation: Visit_Details, Encounter_History, Diagnosis_Details, Aggregate_Details (selected)

4 Aggregate Details

Patient Export - Example PDF

Population Explorer - Encounter Details

Patient Name : Hartman_DEMO, Richard
Date of Birth : 1956-01-01 Gender : Male

Patient Demographics:
First Name: Richard
Last Name: Hartman_DEMO
Gender: Male
Address: 73962 Bernard Pine, North Stepheshire, RI, 02842
Home Phone:
Work Phone:
Cell Phone:
Date of Birth: 1956-01-01
Date of Death:
MRN: 11DEMO
Panel MRN: 109DEMO

Notification Details:
Notification Event Type:
Notification Type: Observation Encounter
Past Emergency Visits:
Past Inpatient Visits:
Rule ID:

Panel Details:
ACO:
Group: Group City 1
Insurance Type:
Location:
National Provider Identifier (NPI): 54321_DEMO
Practice: Practice East
Primary Care Provider: Very Good PCP

Selected Encounter Details:
Admit Date / Time: 12/06/2024 16:26:00
Admit Source: NON
Care Manager: Care Team 2
Care Manager Email:
Care Program:
Death Indicator: N
Discharge Date / Time: 12/08/2024 15:03:00
Discharge Disposition: Home-Health Care Svc

Print Date : 04/05/2025T16:00:45
CurrentCare (RI HIE) - Contact: CurrentCareSupport@crisphealth.org, (866) 957-4254
Page 1 of 3

Population Explorer - Encounter Details

Patient Name : Hartman_DEMO, Richard
Date of Birth : 1956-01-01 Gender : Male

Discharge To Location:
Encounter Type: Observation
Facility: RICC - Demo Hospital Source
Facility Type: Hospital
Follow up Status: In Progress
Insurance From ADT:
Patient Class: OBS
Patient Complaint: Parkinson s disease without dyskinesia, without mention of fluctuations
Primary Diagnosis Codes: G20.A1
Primary Diagnosis Description: Parkinson s disease without dyskinesia, without mention of fluctuations
Provider: Very Good PCP

Risk Details:
Risk Methodology 1: Risk Methodology 1
Risk Methodology 2:
Risk Score 1: 1.2
Risk Score 2:

Aggregate Details

Visit Type	Visit Last 30 Days	Visit Last 60 Days	Visit Last 90 Days	Visit Last 180 Days
Inpatient	1	1	1	1
Outpatient	5	7	11	13
ER	0	0	0	0
OBS(Observation)	0	0	0	0

Diagnosis Details

Diagnosis Code	Diagnosis Description
R41.82	Altered mental status, unspecified
348.5	Cerebral edema HCC
G93.8	Cerebral edema
F80.9	Developmental disorder of speech and language, unspecified
Z96.82	Presence of neurostimulator
V45.89	Other postprocedural status V45.89
V40.1	Problems with communication including speech
780.97	Altered mental status
G20.A1	Parkinson s disease without dyskinesia, without mention of fluctuations

Print Date : 04/05/2025T16:00:45
CurrentCare (RI HIE) - Contact: CurrentCareSupport@crisphealth.org, (866) 957-4254
Page 2 of 3

Population Explorer - Encounter Details

Patient Name : Hartman_DEMO, Richard
Date of Birth : 1956-01-01 Gender : Male

Diagnosis Code	Diagnosis Description
332.0	Paralysis agitans HCC
272.4	Other and unspecified hyperlipidemia
E78.5	Hyperlipidemia, unspecified

Encounter History

First Name	Last Name	DOB	Gender	Encounter Type	Event Time
Richard	Hartman_DEMO	01/01/1956 00:00:00	Male	Outpatient	01/15/2025 16:23:44
Richard	Hartman_DEMO	01/01/1956 00:00:00	Male	Outpatient	01/11/2025 11:07:57
Richard	Hartman_DEMO	01/01/1956 00:00:00	Male	Outpatient	01/10/2025 09:35:07
Richard	Hartman_DEMO	01/01/1956 00:00:00	Male	Outpatient	01/02/2025 14:45:58
Richard	Hartman_DEMO	01/01/1956 00:00:00	Male	Outpatient	12/25/2024 11:18:39
Richard	Hartman_DEMO	01/01/1956 00:00:00	Male	Outpatient	12/12/2024 13:47:02
Richard	Hartman_DEMO	01/01/1956 00:00:00	Male	Observation	12/24/2024 10:42:45
Richard	Hartman_DEMO	01/01/1956 00:00:00	Male	Outpatient	12/08/2024 16:20:26
Richard	Hartman_DEMO	01/01/1956 00:00:00	Male	Outpatient	12/08/2024 10:46:14
Richard	Hartman_DEMO	01/01/1956 00:00:00	Male	Inpatient	11/29/2024 14:04:52
Richard	Hartman_DEMO	01/01/1956 00:00:00	Male	Outpatient	11/21/2024 07:31:35
Richard	Hartman_DEMO	01/01/1956 00:00:00	Male	Outpatient	11/21/2024 07:31:35
Richard	Hartman_DEMO	01/01/1956 00:00:00	Male	Outpatient	11/08/2024 10:19:18
Richard	Hartman_DEMO	01/01/1956 00:00:00	Male	Outpatient	11/08/2024 21:34:10
Richard	Hartman_DEMO	01/01/1956 00:00:00	Male	Outpatient	10/23/2024 14:42:29

Print Date : 04/05/2025T16:00:45
CurrentCare (RI HIE) - Contact: CurrentCareSupport@crisphealth.org, (866) 957-4254
Page 3 of 3

Resources



Learn more at:

- CurrentCareRI.org
- CurrentCareRI.org/Training
- CurrentCareRI.org/Population-Explorer

Contacts

CurrentCareRI.org
Support@CurrentCareRI.org
888-858-4815

